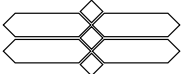
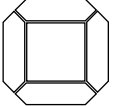
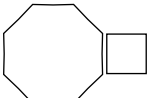



PAVIMENTI COMBINATI FLOORS COMBINED	CODICE CODE	MISURA IN CM SIZE IN CM	PESO IN KG AL MQ WEIGHT IN KG.FOR SQM.	PZ AL MQ PCS FOR SQM
PAVIMENTO A LOSANGHE CON TOZZETTO FLOORS DIAMOND WITH SMALL TILE INSERT 	Ar56	7,5x26x2,5 con Tozzetto 5x5x2,5 with Small Tile Insert 5x5x2,5	35	Losanga=47pz Tozzetto=52pz Diamond Shape 47pcs Small Tile Insert 52pcs
PAVIMENTO A CASSETTONI COFFER-PATTERNED FLOOR 	Ar57	20x20x2,5 con Losanga larga cm. 7,5 with Diamond Shape w. cm 7,5	40	20x20 =13pz Losanga=26pz 20x20 =13pz Diamond Shape 26pcs
PAVIMENTO A OTTAGONO OCTAGONAL TILE FLOOR 	Ar59	20x20x2,5 con Tozzetto 5x5, with Small Tile Insert 5x5	40	Ottagono=25pz Tozzetto=25pz Octagonal Tile 25pcs Small Tile Insert 25pcs
	Ar60	25x25x2,5 con Tozzetto 10 with Small Tile Insert 10	41	Ottagono=16pz Tozzetto=16pz Octagonal Tile 16pcs Small Tile Insert 16pcs
Solo rosso/rosato Only red /rosé	Ar61	40x40x3 con Tozzetto 10 with Small Tile Insert 10	44	Ottagono=6,25pz Tozzetto=7pz Octagonal Tile 6,25pcs Small Tile Insert 7pcs
PAVIMENTO BATTISTERO "BATTISTERO" FLOOR Imballo speciale in casse di legno Special packing in wooden boxes 	Ar68	23x23x2,5	2,00	11+11 pz 11+11 pcs

ENRICO PALMUCCI ANTICO RESTAURO

Tutti i formati sono realizzabili nei colori tradizionali: chiaro stonalizzato, rosato e rosso e i colori contemporanei: bianco, grigio stonalizzato, nero e cioccolato.





si consiglia attenersi ai formati del listino Antico Restauro , per formati speciali consultare la fornace Palmucci.





ENRICO PALMUCCI
Zona Artigianale Località Alfina
05014 Castel Viscardo (TR)
tel. (+39) 0763 360020

www.enricopalmucci.it
info@enricopalmucci.it

PREZZI NEI 3 COLORI TRADIZIONALI CHIARO STONALIZZATO, ROSATO E ROSSO

PRICES IN THE THREE TRADITIONAL COLORS: LIGHT OCHER, ROSÈ AND RED

	CODICE CODE	MISURA IN CM SIZE IN CM	PESO IN KG CAD. WEIGHT IN KG EACH.	PZ AL MQ PCS FOR SM
RETTANGOLO RECTANGULAR 	Ar01	14x28x2,5	1,25	25,50
	Ar02	15x30x2,5	1,80	22
	Ar03	17x34x2,8	2,40	17,4
	Ar04	18x36x2,8	2,80	15,5
	Ar05	20x40x3	3,40	12,5
	Ar06	20x50x3	4,60	10
	QUADRATO SQUARE 	Ar09	10x10x2,5	0,40
Ar10		15x15x2,5	1,00	44
Ar11		20x20x2,5	1,60	25
Ar12		25x25x2,8	2,60	16
Ar13		30x30x2,8	4,20	11
Solo rosso/rosato Only red /rosé		Ar14	40x40x3	6,00
LISTELLO STRIP TILES 	Ar16	7x30x2,5	0,90	47
ESAGONO HEXAGON 	Ar19	lato 11x2,5	1,30	30
	Ar20	lato 13x2,5	1,80	23
	Ar21	lato 15x3	3,20	17,50
	Ar22	lato 21,5x3	5,00	8,50
	FORMATI A BASSO SPESSORE THINNER FORMATS	Ar47	15x30x2	1,50
Ar50		20x20x2	1,20	25
Ar51		Esagono Lato 11x2 Hexagon Side 11x2	1,10	30
Ar49		20x50x2,5	4,30	10
Ar48		18x36x2	2,00	15,5

	CODICE CODE	MISURA IN CM SIZE IN CM	PESO IN KG. CAD. WEIGHT IN KG	PZ AL ML PCS FOR LM
GRADINO STEPTREAD 	Ar30	15x30x2,5	1,80	6,66
	Ar31	17x34x3	2,40	5,88
	Ar32	17x34x4	4,40	5,88
	Ar33	30x30x3,3	5	3,33
	ANGOLARE GRADINO CORNER STEPTREAD 	Ar37dx	15x30x2,5	1,80
Ar38sx		15x30x2,5	1,80	
Ar39dx		17x34x3	2,40	
Ar40sx		17x34x3	2,40	
Ar41dx		17x34x4	4,40	
Ar42sx		17x34x4	4,40	
Ar43		30x30x3,3	5	
BATTISCOPA SKIRTING 		Ar25	8x30x1,5	0,60
	Ar26	10x30x1,5	0,80	3,33
	Ar27	12x30x1,5	1,00	3,33
	DAVANZALE TORO LATERALE BULLNOSE RISER 	Ar53	15x30x2,5	2,00
Ar54		17x34x4	4,60	3